



Independent Auditor's Report

To the Partners of
JAM8 Prime Focus LLP

Report on the Financial Statements

Opinion

We have audited the accompanying financial statements of **JAM8 Prime Focus LLP** ('LLP'), which comprise the Balance Sheet as at 31st March, 2023, the Statement of Profit and Loss Statement for the year then ended, and a summary of the significant accounting policies and other explanatory information.


In our opinion and to the best of our information and according to the explanations given to us, the aforesaid financial statements give the information required by the Companies Act, 2013 ("the Act") in the manner so required and give a true and fair view in conformity with the accounting principles generally accepted in India, of the state of affairs of the Company as at 31 March 2023, profit and other comprehensive income, changes in equity and its cash flows for the year ended on that date.

Basis for Opinion

We conducted our audit of the financial statements in accordance with the Standards on Auditing ("SA"s) specified under section 143(10) of the Act. Our responsibilities under those Standards are further described in the Auditor's Responsibilities for the Audit of the Financial Statements section of our report. We are independent of the Company in accordance with the Code of Ethics issued by the Institute of Chartered Accountants of India ("ICAI") together with the ethical requirements that are relevant to our audit of the financial statements under the provisions of the Act and the Rules made thereunder, and we have fulfilled our other ethical responsibilities in accordance with these requirements and the ICAI's Code of Ethics. We believe that the audit evidence obtained by us is sufficient and appropriate to provide a basis for our audit opinion on the financial statements.

Management's Responsibility for the Financial Statements

The LLP's Management is responsible for the preparation of these financial statements that give a true and fair view of the financial position and financial performance of the LLP in accordance with the accounting principles generally accepted in India, including the Accounting Standards issued by the Institute of Chartered Accountants of India, as applicable to the LLP. This responsibility also includes safeguarding the assets of the LLP and for preventing and detecting frauds and other irregularities; selection and application of appropriate accounting policies; making judgments and estimates that are reasonable and prudent; and design, implementation and maintenance of adequate internal financial controls, that were operating effectively for ensuring the accuracy and completeness of the accounting records, relevant to the preparation and presentation of the financial statements that give a true and fair view and are free from material misstatement, whether due to fraud or error.





Auditor's Responsibility

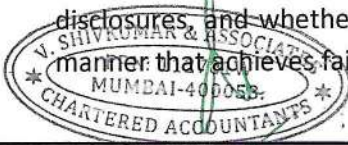
Our responsibility is to express an opinion on these financial statements based on our audit. We conducted our audit of the financial statements in accordance with the Standards on Auditing issued by the Institute of Chartered Accountants of India. Those Standards require that we comply with ethical requirements and plan and perform the audit to obtain reasonable assurance about whether the financial statements are free from material misstatement. An audit involves performing procedures to obtain audit evidence about the amounts and the disclosures in the financial statements.

The procedures selected depend on the auditor's judgment, including the assessment of the risks of material misstatement of the financial statements, whether due to fraud or error.

In making those risk assessments, the auditor considers the internal financial control relevant to the LLP's preparation of financial statements that give a true and fair view in order to design audit procedures that are appropriate in the circumstances.

An audit also includes evaluating the appropriateness of the accounting policies used and the reasonableness of the accounting estimates made by the Management of LLP, as well as evaluating the overall presentation of the financial statements. We believe that the audit evidence we have obtained is sufficient and appropriate to provide a basis for our audit opinion on the financial statements. As part of an audit in accordance with SAs, we exercise professional judgment and maintain professional skepticism throughout the audit. We also:

- Identify and assess the risks of material misstatement of the financial statements, whether due to fraud or error, design and perform audit procedures responsive to those risks, and obtain audit evidence that is sufficient and appropriate to provide a basis for our opinion. The risk of not detecting a material misstatement resulting from fraud is higher than for one resulting from error, as fraud may involve collusion, forgery, intentional omissions, misrepresentations, or the override of internal control.
- Obtain an understanding of internal financial control relevant to the audit in order to design audit procedures that are appropriate in the circumstances. Under section 143(3)(i) of the Act, we are also responsible for expressing our opinion on whether the Company has adequate internal financial controls system in place and the operating effectiveness of such controls.
- Evaluate the appropriateness of accounting policies used and the reasonableness of accounting estimates and related disclosures made by the management.
- Conclude on the appropriateness of management's use of the going concern basis of accounting and, based on the audit evidence obtained, whether a material uncertainty exists related to events or conditions that may cast significant doubt on the Company's ability to continue as a going concern. If we conclude that a material uncertainty exists, we are required to draw attention in our auditor's report to the related disclosures in the financial statements or, if such disclosures are inadequate, to modify our opinion. Our conclusions are based on the audit evidence obtained up to the date of our auditor's report. However, future events or conditions may cause the Company to cease to continue as a going concern.
- Evaluate the overall presentation, structure and content of the financial statements, including the disclosures, and whether the financial statements represent the underlying transactions and events in a manner that achieves fair presentation.





V. Shivkumar & Associates

Chartered Accountants

Report on Other Legal and Regulatory Requirements

We report that:

- We have sought and obtained all the information and explanations, which to the best of our knowledge and belief were necessary for the purposes of our audit.
- In our opinion, proper books of account as required by law have been kept by the LLP so far as it appears from our examination of those books.
- The Balance Sheet, the Statement of Profit and Loss dealt with by this report are in agreement with the books of account.
- In our opinion, the aforesaid financial statements comply with the Accounting Standards issued by the Institute of Chartered Accountants of India, as applicable to the LLP.

Place: Mumbai
Date: 22nd May, 2023



For V. Shivkumar & Associates
Chartered Accountants
FRN No.: 112781W

V. Shivkumar
Proprietor
M. No.: 042673

UDIN: 23042673BGPWYB9634

JAM8 PRIME FOCUS LLP.

In ₹

Balance sheet as at March 31, 2023


	Note	As at March 31,	
		2023	2022
Assets			
Non-current assets			
Property, Plant and Equipment	3	6,193,238	3,253,943
Income tax asset (net)		1,069,600	1,045,774
Other non-current assets	4	819,800	283,540
		8,082,638	4,583,257
Current assets			
Trade receivables	5	7,967,945	9,707,191
Cash and bank balances	6	2,372,226	1,805,181
Other financial assets	7	16,076,623	17,478,986
Other current assets	8	4,735,594	5,370,710
		31,152,388	34,362,068
		39,235,026	38,945,325
TOTAL ASSETS			
Equity and Liabilities			
Shareholders' funds			
Parters' contribution	9	100,000	100,000
Reserves and Surplus	10	(50,091,096)	(58,026,066)
		(49,991,096)	(57,926,066)
Non-current liabilities			
Provisions	11	341,671	188,155
		341,671	188,155
Current liabilities			
Borrowings	12	68,038,618	73,138,618
Trade payables	13	5,408,847	6,384,342
Other financial liabilities	14	13,343,863	15,264,242
Provisions	15	928	457
Other current liabilities	16	2,092,196	1,895,577
		88,884,451	96,683,236
		39,235,026	38,945,325
TOTAL EQUITY & LIABILITIES			

As per our report of even date
For V. Shivkumar & Associates
Chartered Accountants
Firm Registration No.: 112781W

V. Shivkumar
(Proprietor)
Membership No. 042673
Mumbai
May 22, 2023

UDIN: 23042673BGPWYB9634

For Prime Focus Limited


Niraj Sanghai

Partner


Pritam Chakraborty

For Kwan Talent Management Agency Pvt Ltd


Dhruv Chitgopekar



JAM8 PRIME FOCUS LLP.**Statement of profit and Loss for the year ended**

in ₹

	Notes	Year Ended March 31,	
		2023	2022
Income			
Revenue from operations (net)		70,200,854	58,653,402
Other income	17	442,729	-
		<u>70,643,583</u>	<u>58,653,402</u>
Expenses			
Employee benefits expenses	18	13,000,231	6,565,940
Technician fees		18,558,087	22,096,872
Finance costs	19	6,954,567	7,153,959
Other expenses	20	22,748,497	29,874,039
Depreciation and amortization expense	3	1,438,856	357,360
		<u>62,700,238</u>	<u>66,048,170</u>
Profit / (Loss) before tax		<u>7,943,345</u>	<u>(7,394,768)</u>
Tax expense			
Current tax		-	-
Deferred tax		-	-
Total tax expense		<u>-</u>	<u>-</u>
Profit / (Loss) for the year		<u>7,943,345</u>	<u>(7,394,768)</u>
Other comprehensive income:			
Items that will not be reclassified to profit or loss:			
Remeasurement Of Defined Benefit Obligation - (gain)		8,376	30,989
Total other comprehensive income		<u>8,376</u>	<u>30,989</u>
Total comprehensive income / (loss) for the year		<u>7,934,969</u>	<u>(7,425,757)</u>

As per our report of even date

For V. Shivkumar & Associates

Chartered Accountants

Firm Registration No.: 112781W

V. Shivkumar

(Proprietor)

Membership No. 042673

Mumbai

May 22, 2023

UDIN: 23042673BGPWYB9634

For Prime Focus Limited


Niraj Sanghai

Partner


Pritam Chakraborty

For Kwan Talent Management Agency Pvt Ltd


Dhruv Chitgopekar

JAM8 PRIME FOCUS LLP.

Statement of Changes in Equity for the year ended March 31, 2023

Changes in Equity Share capital in ₹

	Amount
As at 1st April 2021	-
Changes during the year	100,000
As at 31st March 2022	100,000
Changes during the year	100,000
As at 31st March 2023	200,000

Changes in Other Equity in ₹

	Surplus in the statement of profit and loss	Other Comprehensive Income	Total Other equity
As at 1st April 2021	(50,728,549)	128,241	(50,600,308)
Loss for the year	(7,394,768)	(30,989)	(7,425,757)
As at 31st March 2022	(58,123,318)	97,252	(58,026,066)
Profit for the year	7,943,345	(8,376)	7,934,969
As at 31st March 2023	(50,179,972)	88,876	(50,091,096)


As per our report of even date
For V. Shivkumar & Associates
Chartered Accountants
Firm Registration No.: 112781W

For Prime Focus Limited

Partner


Niraj Sanghai


Pritam Chakraborty


V. Shivkumar
(Proprietor)
Membership No. 042673
Mumbai
May 22, 2023

For Kwan Talent Management Agency Pvt Ltd


Dhruv Chitgopekar

UDIN: 23042673BGPWYB9634



JAM8 PRIME FOCUS LLP.

Cash Flow Statement for the year ended March 31, 2023

in ₹

	As at March 31, 2023	As at March 31, 2022
Cash flow from Operating activities		
Net Loss before taxation	7,943,345	(7,394,768)
Adjustments for :		
Depreciation and amortisation expense	1,438,856	357,360
Finance cost	6,954,567	7,153,959
Operating profit before working capital changes	16,336,768	116,551
Movements in working capital :		
Increase/(Decrease) in trade receivable	1,739,246	3,911,587
Increase/(Decrease) in financial assets	1,402,363	(11,634,155)
Increase/(Decrease) in other assets	635,116	(5,071,827)
(Decrease) / Increase in financial liabilities	(648,247)	2,223,710
(Decrease) / Increase in current liabilities	196,619	(2,937,171)
Increase/(Decrease) in provisions	145,611	8,237
Cash generated from operations	19,807,476	(13,383,069)
Direct Taxes paid (Net of Refunds)	(23,826)	(472,206)
Net Cash from operating activities	19,783,650	(13,855,275)
Cash flow from investing activities		
Purchase of fixed assets	(6,451,234)	(1,767,222)
Net Cash from investing activities	(6,451,234)	(1,767,222)
Cash flow from Financing activities		
Proceeds / (Repayment) of short term borrowings (net)	(5,100,000)	16,306,000
Finance charges paid	(7,665,371)	(184,203)
Net cash used in Financing activities	(12,765,371)	16,121,797
Net increase/(decrease) in cash and cash equivalents (A+B+C)	567,045	499,300
Cash and cash equivalents at the beginning of the year	1,805,181	1,305,881
Cash and cash equivalents at the end of the year	2,372,226	1,805,181

As per our report of even date
For V. Shivkumar & Associates
Chartered Accountants
Firm Registration No.: 112781W



V. Shivkumar
(Proprietor)
Membership No. 042673
Mumbai
May 22, 2023

UDIN: 23042673BGPWYB9634

For Prime Focus Limited



Niraj Sanghai

Partner



Pritam Chakraborty

For Kwan Talent Management Agency Pvt Ltd



Dhruv Chitgopekar



1. Corporate information

JAM8 PRIME FOCUS LLP., (the LLP) is a limited liability partnership incorporated under the Limited Liability Partnership Act, 2008 on May 17, 2008 and approved by the Central Registration Centre, Ministry of Corporate Affairs on February 21, 2019. The LLP is a partnership between Prime Focus Limited, Kwan Talent Management Agency Private Limited and Pritam Chakraborty. The LLP has the objective of producing music including for films, television brands, etc. ("Business")

2. Statement of significant accounting policies:

a. Basis of preparation

The financial statements have been prepared in accordance with the Indian Accounting Standards (herein after referred to as 'Ind AS'). The financial statements have been prepared on accrual and going concern basis. The accounting policies are applied consistently to all the periods presented in the financial statements. All assets and liabilities have been classified as current or non-current as per the LLP's normal operating cycle. Based on the nature of products and the time between acquisition of assets for processing and their realisation in cash and cash equivalents, the LLP has ascertained its operating cycle as 12 months for the purpose of current or non-current classification of assets and liabilities.

The financial statements have been prepared on the historical cost basis except for certain financial instruments that are measured at fair values at the end of each reporting period, as explained in the accounting policies below.

Historical cost is generally based on the fair value of the consideration given in exchange for goods and services.

Fair value is the price that would be received to sell an asset or paid to transfer a liability in an orderly transaction between market participants at the measurement date, regardless of whether that price is directly observable or estimated using another valuation technique. In estimating the fair value of an asset or a liability, the LLP takes into account the characteristics of the asset or liability if market participants would take those characteristics into account when pricing the asset or liability at the measurement date. Fair value for measurement and / or disclosure purposes in these standalone financial statements is determined on such a basis, except for share-based payment transactions that are within the scope of IND AS 102, leasing transactions that are within the scope of IND AS 17, and measurements that have some similarities to fair value but are not fair value, such as net realizable value in IND AS 2 or value in use in IND AS 36.

In addition, for financial reporting purposes, fair value measurements are categorised into Level 1, 2, or 3 based on the degree to which the inputs to the fair value measurements are observable and the significance of the inputs to the fair value measurements in its entirety, which are described as follows:

- Level 1 inputs are quoted prices (unadjusted) in active markets for identical assets or liabilities that the entity can access at the measurement date;
 - Level 2 inputs are inputs, other than quoted prices included within Level 1, that are observable for the assets or liability, either directly or indirectly;
- and
- Level 3 inputs are unobservable inputs for the asset or liability.

b. Use of estimates

The preparation of financial statements in conformity with generally accepted accounting principles requires management to make estimates and assumptions that affect the reported amounts of revenues, expenses, assets and liabilities and disclosure of contingent liabilities at the date of the financial statements and the results of operations during the reporting period. Accounting estimates could change from period to period. Actual results could differ from these estimates. Appropriate changes in estimates are made as the management becomes aware of changes in circumstances surrounding the estimates. Changes in estimates are reflected in the financial statements in the period in which changes are made and, if material, their effects are disclosed in the notes to the financial statements.

c. Revenue recognition

Revenue comprises the fair value of the consideration for the sale of services and products in the ordinary course of the LLP's activities. Revenue is shown net of applicable taxes.

The LLP recognizes revenue when the amount of revenue can be reliably measured, it is probable that future economic benefits will flow to the LLP and no significant uncertainty exists as to its determination or realisation. The LLP bases its estimates on empirical evidence of the past taking into consideration the type of transaction, the type of customer and the specifics of each arrangement.



JAMS PRIME FOCUS LLP.

The LLP shall be engaged in the business of producing music including for films, television brands, etc..

Revenue on time-and-material contracts are recognized as the related services are performed and the revenues from the end of the last billing to the balance sheet date are recognized as unbilled revenues. Revenue from services provided under fixed price contracts, where the outcome can be estimated reliably, is recognized following the percentage of completion method, where revenue is recognized in proportion to the progress of the contract activity. The progress of the contract activity is usually determined as a proportion of hours spent up to the balance sheet date, which bears to the total hours estimated for the contract. If losses are expected on contracts these are recognized when such losses become evident.

Property, plant and equipments

All items of property, plant and equipment are recorded at acquisition cost net of accumulated depreciation and accumulated impairment losses, if any.

Gains or losses arising on disposal of assets are recognised in the Statement of Profit and Loss.

Depreciation and amortisation

Depreciation on tangible assets is provided on the straight-line method over the useful lives of assets.

Plant and equipments - 3 to 12 years

Office equipments - 5 to 10 years

e. Foreign currencies

In preparing the financial statements, transactions in currencies other than the entity's functional currency (foreign currencies) are recognised at the rates of exchange prevailing at the dates of the transactions. At the end of each reporting period, monetary items denominated in foreign currencies are retranslated at the rates prevailing at that date. Non-monetary items carried at fair value that are denominated in foreign currencies are retranslated at the rates prevailing at the date when the fair value was determined. Non-monetary items that are measured in terms of historical cost in a foreign currency are not retranslated.

Exchange differences on monetary items are recognised in profit or loss in the period in which they arise except for:

- exchange differences on foreign currency borrowings relating to assets under construction for further productive use, which are included in the cost of those assets when they are regarded as an adjustment to interest costs on those foreign currency borrowings;
- exchange differences on transactions entered into in order to hedge certain foreign currency risks.

f. Provisions

Provisions are recognised when the LLP has a present obligation (legal or constructive) as a result of a past event, it is probable that the LLP will be required to settle the obligation, and a reliable estimate can be made of the amount of the obligation.

The amount recognised as a provision is the best estimate of the consideration required to settle the present obligation at the end of the reporting period, taking into account the risks and uncertainties surrounding the obligation. When a provision is measured using the cash flows estimated to settle the present obligation, its carrying amount is the present value of those cash flow (when the effect of the time value of money is material).

g. Taxation

Income tax expense represents the sum of the tax currently payable and deferred tax.

Current tax

The tax currently payable is based on taxable profit for the year. Taxable profit differs from 'profit before tax' as reported in the statement of profit and loss because of items of income or expense that are taxable or deductible in other years and items that are never taxable or deductible. The LLP's current tax is calculated using tax rates that have been enacted or substantively enacted by the end of the reporting period.

Deferred tax

Deferred tax is recognised on temporary differences between the carrying amounts of assets and liabilities in the financial statements and the corresponding tax bases used in the computation of taxable profit. Deferred tax liabilities are generally recognised for all taxable temporary differences. Deferred tax assets are generally recognised for all deductible temporary differences to the extent that it is probable that taxable profits will be available against which those deductible temporary differences can be utilised. Such deferred tax assets and liabilities are not recognised if the temporary differences arise from the initial recognition (other than in a business combination) of assets and liabilities in a transaction that affects neither the taxable profit nor the accounting profit. In addition, deferred tax liabilities are not recognised if the temporary differences arise from the initial recognition of goodwill.

Deferred tax liabilities are recognised for taxable temporary differences associated with investments in subsidiaries and associates, and interests in joint ventures, except where the LLP is able to control the reversal of the temporary difference and it is probable that the temporary differences will not reverse in the foreseeable future. Deferred tax assets arising from deductible temporary differences associated with such investments and interests are only recognised to the extent that it is probable that there will be sufficient taxable profits against which to utilise the benefits of the temporary differences and they are expected to reverse in the foreseeable future.



JAMB PRIME FOCUS LLP.

The carrying amount of deferred tax assets is reviewed at the end of each reporting period and reduced to the extent that it is no longer probable that sufficient taxable profits will be available to allow all or part of the asset to be recovered.

Deferred tax liabilities and assets are measured at the tax rates that are expected to apply in the period in which the liability is settled or the asset realised, based on the tax rates (and tax laws) that have been enacted or substantively enacted by the end of the reporting period.

The measurement of deferred tax liabilities and assets reflects the tax consequences that would follow from the manner in which the LLP expects at the end of the reporting period, to recover or settle the carrying amount of its assets and liabilities.

Current and deferred tax for the year

Current and deferred tax are recognised in profit or loss, except when they related to items that are recognised in other comprehensive income or directly in equity, in which case, the current and deferred tax are also recognised in other comprehensive income or equity respectively. Where current tax or deferred tax arises from the initial accounting for a business combination, the tax effect is included in the accounting for the business combination.

i. Cash Flow statements

Cash flows are reported using the indirect method, whereby profit / (loss) before extraordinary items and tax is adjusted for the effects of transactions of non-cash nature and any deferrals or accruals of past or future cash receipts or payments. The cash flows from operating, investing and financing activities of the LLP are segregated based on the available information



in ₹

3. Property, Plant and Equipment

	Plant and equipment	Furniture And fixtures	Office equipment	Total
Gross Block				
Balance as at April 1, 2021	141,700	-	881,684	1,023,384
Additions	426,588	1,784,650	618,415	2,829,653
Disposals	-	-	-	-
Balance as on March 31, 2022	568,288	1,784,650	1,500,099	3,853,037
Accumulated depreciation.				
Balance as at April 1, 2021	55,585	-	186,149	241,734
Depreciation expense for the year	82,504	88,297	186,558	357,360
Disposal of assets	-	-	-	-
Balance as on March 31, 2022	138,089	88,297	372,708	599,094
Net balance as on March 31, 2022	430,199	1,696,353	1,127,392	3,253,943

Property, Plant and Equipment

in ₹

	Plant and equipment	Furniture And fixtures	Office equipment	Total
Gross Block				
Balance as at April 1, 2022	568,288	1,784,650	1,500,099	3,853,037
Additions	4,314,745	-	63,406	4,378,151
Disposals	-	-	-	-
Balance as on March 31, 2023	568,288	1,784,650	1,500,099	8,231,188
Accumulated depreciation.				
Balance as at April 1, 2022	138,089	88,297	372,708	599,094
Depreciation expense for the year	590,357	556,938	291,561	1,438,856
Disposal of assets	-	-	-	-
Balance as on March 31, 2023	138,089	88,297	372,708	2,037,950
Net balance as on March 31, 2023	430,199	1,696,353	1,127,392	6,193,238



JAMB PRIME FOCUS LLP.

4. Other non current assets			in ₹
			As at March 31,
			2023 2022
Capital advances	819,800	283,540	
	819,800	283,540	

5. Trade Receivables			in ₹
			As at March 31,
			2023 2022
Trade Receivables	7,967,945	9,707,191	
	7,967,945	9,707,191	

Trade Receivable - ageing and other details in ₹

March 31, 2023	Undisputed trade receivables			Total
	Considered good	Which have significant increase in credit risk	Credit impaired	
Less than 6 months	4,499,509	-	-	4,499,509
6 months - 1 year	1,901,888	-	-	1,901,888
1 - 2 year	871,537	-	-	871,537
2 - 3 year	695,012	-	-	695,012
More than 3 years	-	-	-	-
Total	7,967,945	-	-	7,967,945

Trade Receivable - ageing and other details in ₹

March 31, 2022	Undisputed trade receivables			Total
	Considered good	Which have significant increase in credit risk	Credit impaired	
Less than 6 months	7,918,721	-	-	7,918,721
6 months - 1 year	694,735	-	-	694,735
1 - 2 year	299,435	-	-	299,435
2 - 3 year	794,300	-	-	794,300
More than 3 years	-	-	-	-
Total	9,707,191	-	-	9,707,191

Note: - No disputed trade receivable during the year and previous year

6. Cash and cash equivalents			in ₹
			As at March 31,
			2023 2022
Cash on hand	15,094	7,239	
Bank balances			
In current accounts	2,357,132	1,797,942	
	2,372,226	1,805,181	

7. Other Financial Assets (Current)			in ₹
			As at March 31,
			2023 2022
Unbilled revenue	15,922,702	17,454,191	
Others	153,920	24,795	
	16,076,623	17,478,986	



JAM8 PRIME FOCUS LLP.

8. Other current assets	in ₹	
	As at March 31,	
	2023	2022
Other loans and advances	4,665,006	5,300,122
Prepaid Expenses	70,588	70,588
	4,735,594	5,370,710

9. Partners' contribution	in ₹	
	As at March 31,	
	2023	2022
Prime Focus Limited	51,000	51,000
Kwan Talent Management Agency Private Limited	5,000	5,000
Pritam Chakraborty	44,000	44,000
	100,000	100,000

10. Other equity	in ₹	
	As at March 31,	
	2023	2022
Retained earnings		
Balance as per last financial statements	(58,123,318)	(50,728,549)
Profit / (Loss) for the year	7,943,345	(7,394,768)
	(50,179,972)	(58,123,318)
Other comprehensive income:		
Balance as per last financial statements	97,252	128,241
Loss for the year	(8,376)	(30,989)
	88,876	97,252
Total other equity / (deficit)	(50,091,096)	(58,026,066)

11. Provision - (non current)	in ₹	
	As at March 31,	
	2023	2022
Provision for gratuity	341,671	188,155
	341,671	188,155

12. Borrowing - current	in ₹	
	As at March 31,	
	2023	2022
Loan from group company	68,038,618	73,138,618
	68,038,618	73,138,618

Loans from parent are short term and unsecured loans availed from its group companies at an interest rate of 10% during the year (previous year 12%) and are repayable on demand.

13. Trade payables	in ₹	
	As at March 31,	
	2023	2022
Trade payables due to		
Micro and Small Enterprise	-	-
Other than Micro and Small Enterprise	5,405,762	6,363,363
Owed to group companies	3,085	20,979
	5,408,847	6,384,342

There were no dues payable to entities that are classified as Micro and Small Enterprises under the Micro, Small and Medium Enterprises Development Act, 2006 for the above years.



Trade Payables - ageing and other details

in ₹

As at March 31, 2023	MSME	Others	Disputed dues- MSME	Disputed dues- others	Total
Provisions	-	522,801	-	-	522,801
Not due	-	-	-	-	-
Less than 1 years	-	2,974,359	-	-	2,974,359
1 to 2 years	-	1,908,602	-	-	1,908,602
2 to 3 years	-	-	-	-	-
More than 3 years	-	-	-	-	-
Total	-	5,405,762	-	-	5,405,762

Trade Payables - ageing and other details

in ₹

As at March 31, 2022	MSME	Others	Disputed dues- MSME	Disputed dues- others	Total
Provisions	-	506,551	-	-	506,551
Not due	-	-	-	-	-
Less than 1 years	-	5,856,812	-	-	5,856,812
1 to 2 years	-	-	-	-	-
2 to 3 years	-	-	-	-	-
More than 3 years	-	-	-	-	-
Total	-	6,363,363	-	-	6,363,363

14. Other financial liabilities (current)

in ₹

	As at March 31,	
	2023	2022
Accrued salaries and benefits	1,336,287	1,009,039
Interest accrued but not due on borrowings - Inter Co	11,947,455	12,658,259
Capital creditors	60,121	1,596,944
	13,343,863	15,264,242

15. Provisions - current

in ₹

	As at March 31,	
	2023	2022
Provision for gratuity	928	457
	928	457

16. Other current liabilities

in ₹

	As at March 31,	
	2023	2022
Advances received from clients	1,005,510	162,545
Deferred revenue	-	1,467,790
Statutory dues	1,086,686	265,242
	2,092,196	1,895,577



JAM8 PRIME FOCUS LLP.**17. Other income** in ₹

	Year Ended March 31,	
	2023	2022
Interest on income tax refunds	332,942	-
Exchange gain	109,787	-
	442,729	-

18. Employee cost in ₹

	Year Ended March 31,	
	2023	2022
Salaries and allowances	12,542,238	6,219,399
Bonus and incentive	171,792	172,357
Contribution to provident and other funds	900	4,394
Staff welfare expenses	139,690	92,270
Gratuity	145,611	77,520
	13,000,231	6,565,940

19. Finance cost in ₹

	Year Ended March 31,	
	2023	2022
Interest on others	109,654	-
Bank charges	421	20,893
Interest expense - Inter Co	6,844,492	7,133,066
	6,954,567	7,153,959

20. Other expenses in ₹

	Year Ended March 31,	
	2023	2022
Legal and professional fees	828,060	727,303
Audit fees	-	15,000
Travel, conveyance and accommodation	156,667	202,170
Rent	11,847,213	16,292,013
Repairs to buildings	733,371	1,628,756
Repairs to plant and machinery	1,752,497	1,059,048
Communication cost	52,057	46,897
Freight and clearing	2,207	3,655
House-keeping charges	1,547,173	866,323
Security charges	934,740	960,192
Office expenses	154,360	751,464
Tea/coffee/water	744,215	436,935
Printing and stationery	42,777	46,719
Electricity charges	3,630,611	1,844,715
Miscellaneous expenses	316,822	25,675
Technical service cost	-	4,951,074
Exchange loss	-	7,251
Rates and taxes	1,600	6,000
Insurance expenses	4,127	2,850
	22,748,497	29,874,039



21. Employee benefits

a. Defined contribution plans

The Company's defined contribution plans are provident fund, Employee State Insurance and employees' pension scheme (under the provisions of the Employees' Provident Funds and Miscellaneous Provisions Act, 1952).

Contribution to Defined Contribution Plans, recognised as expense for the year is as under: in ₹

	Year ended March 31, 2023	Year ended March 31, 2022
Employer's contribution to provident and other funds	900	4,394

b. Defined benefit plans

The Company has a defined benefit gratuity plan (unfunded) for qualifying employees of its operations in India. The defined benefit plan is administered by the Company. Under this plan, the employee is entitled to a lump-sum payment upon retirement from the services of the Company. An employee becomes eligible to receive payment upon completion of 5 years of service at the rate of 15 days of service for each completed year of service.

These plans typically expose the Company to actuarial risks such as; interest rate risk, longevity risk and salary risk.

Interest risk	A decrease in the bond interest rate will increase the plan liability.
Longevity risk	The present value of the defined benefit plan liability is calculated by reference to the best estimate of the mortality of the plan participants both during and after their employment. An increase in the life expectancy of the plan participants will increase the plan liability.
Salary risk	The present value of the defined benefit plan liability is calculated by reference to the future salaries of plan participants. As such an increase in the salary of the plan participants will increase the plan's liability.

No other post-retirement benefits are provided to the employees.

In respect of the said plan, the most recent actuarial valuation of the defined benefit obligation were carried out by an external expert, who is a duly registered actuary. The present value of the defined benefit obligation and the related current service cost and past service cost, were measured using the projected unit credit method.

i) Reconciliation of opening and closing balances of Defined Benefit Obligation: in ₹

	Unfunded	
	March 2023	March 2022
Defined benefit obligation at the beginning of the year	188,612	149,386
Interest cost	13,788	10,397
Current service cost	131,823	67,123
Benefits paid	-	(69,283)
Actuarial (gains)/losses on obligations - due to change in demographic assumptions	-	(148)
Actuarial (gains)/losses on obligations - due to change in financial assumptions	(8,893)	(10,686)
Actuarial (gains)/losses on obligations - due to experience	17,269	41,823
Defined benefit obligation at the end of the year	342,599	188,612



JAM8 PRIME FOCUS LLP.

ii) Expense recognized in Statement of Profit and Loss:

in ₹

	Unfunded	
	March 2023	March 2022
Current service cost	131,823	67,123
Net interest cost	13,788	10,397
Expenses recognized	145,611	77,520

iii) Expenses recognized in the Other Comprehensive Income (OCI)

in ₹

	Unfunded	
	March 2023	March 2022
Actuarial (gain) / loss	8,376	30,989
Net (gain) / loss recognized in OCI	8,376	30,989

iv) Actuarial assumptions:

	Unfunded	
	Year ended March 31, 2023	Year ended March 31, 2022
Rate of discounting (p.a.)	7.49%	7.31%
Rate of salary increase (p.a.)	5.00%	5.00%
Rate of Employee Turnover(p.a.)	2.00%	2.00%
Mortality table	Indian Assured Lives Mortality 2012-14 (Urban)	Indian Assured Lives Mortality 2012-14 (Urban)
Mortality Rate After Employment	N.A.	N.A.

The discount rates reflect the prevailing market yields of Indian Government securities as at the Balance Sheet date for the estimated term of the obligations.

The estimates of future salary increase, considered in actuarial valuation, take into account, inflation, seniority, promotions and other relevant factors, such as demand and supply in the employment market.

v) Sensitivity analysis of the defined benefit obligations:

Reasonably possible changes at the reporting date to one of the relevant actuarial assumptions, holding other assumptions constant, would have affected the defined benefit obligation by the amounts shown below:

in ₹

	March 2023		March 2022	
	Increase in assumption	Decrease in assumption	Increase in assumption	Decrease in assumption
Discount rate (1% movement)	(44,126)	53,686	(23,480)	29,610
Future salary appreciation (1% movement)	54,520	(45,465)	29,912	(24,074)
Attrition rate (1% movement)	5,988	(8,115)	2,446	(3,629)



22. Financial instruments**a. Capital Risk Management**

The objectives when managing capital are to safeguard the ability to continue as a going concern to provide returns for shareholders and benefits for other stakeholders and to maintain an optimal capital structure to reduce the cost of capital.

The management sets the amounts of capital required in proportion to risk. The LLP manages its capital structure and adjusts it in light of changes in economic conditions and risk characteristics of the underlying assets.

b. Financial risk management objectives

A wide range of risks may affect the LLP's business and financial results. Amongst other risks that could have significant influence on the LLP are market risk, credit risk and liquidity risk.

The Partners of the LLP manage and review the affairs of the LLP by setting up short term and long-term budgets by monitoring the same and taking suitable actions to minimise potential adverse effects on its operational and financial performance.

c. Market risk

The LLP is primarily exposed to the following market risks.

i. Foreign currency risk management

Foreign currency risk is the risk that the fair value or future cash flows of an exposure will fluctuate because of changes in foreign exchange rates. The LLP's exposure to the risk of changes in foreign exchange rates relates primarily to the LLP's operating activities (when revenue or expense is denominated in a foreign currency).

The following analysis has been worked out based on the net foreign currency exposures as of the date of Balance sheet which could affect the statement of profit and loss and equity.

Particulars	Foreign Currency Denomination	As at March 31, 2023		As at March 31, 2022	
		Foreign Currency	In ₹	Foreign Currency	In ₹
Asset	USD	970	79,659	-	-
	GBP	67	6,790	-	-
Asset total			86,450		-
Liability	USD	3,920	321,875	-	-
Liability total			321,875		-

5% appreciation/ depreciation of respective foreign currencies with respect to functional currency of the Group would result in decrease/ increase in the Group's profit before tax by approximately ₹ 11,771 for the year ended March 31, 2023 (March 31, 2022: ₹ Nil). This sensitivity analysis includes only outstanding foreign currency denominated monetary items.



ii. Interest rate risk management

The LLP is not exposed to interest rate risk because it borrows funds from Prime Focus Limited at a fix interest rate.

iii. Credit risk management

Credit risk is the risk of financial loss to the LLP if a client or counterparty to a financial instrument fails to meet its contractual obligations and arises principally from the LLP's receivables from customers. Management has a credit policy in place and the exposure to credit risk is monitored on an on-going basis.

The Company has a low credit risk in respect of its trade receivables, its principal customers being reputed production houses and major organisations which the Company has worked with for number of years. However, as Company grows its customer base and works with more independent producers it will experience an increased credit risk environment.

The carrying amount of financial assets represents the maximum credit exposure. The maximum exposure to credit risk during the year is ₹ 26,401,700 and as at March 31, 2022, ₹ 28,984,119 being the total of the carrying amount of the balances with banks, bank deposits, investments excluding equity investments, trade receivables, unbilled revenue and other financial assets.

d. Liquidity risk management

Liquidity risk refers to the risk that the LLP may not be able to meet its financial obligations timely.

Management monitors rolling forecasts of the LLP's liquidity position (comprising of undrawn bank facilities and cash and cash equivalents) on the basis of expected cash flows. This monitoring includes financial ratios and takes into account the accessibility of cash and cash equivalents.

The table below analyses the maturity profile of the LLP's financial liabilities. The following break up is based on the remaining period at the balance sheet date to the contractual maturity date. The amounts disclosed in the table are the contractual undiscounted cash flows.

in ₹

As at March 31, 2023	Less than 1 year	Between 1 to 5 years	Total
Borrowings	68,038,618	-	68,038,618
Trade payables	5,408,847	-	5,408,847
Other financial liabilities	13,343,863	-	13,343,863
	86,791,327	-	86,791,327

in ₹

As at March 31, 2022	Less than 1 year	Between 1 to 5 years	Total
Borrowings	73,138,618	-	73,138,618
Trade payables	6,384,342	-	6,384,342
Other financial liabilities	15,264,242	-	15,264,242
	94,787,202	-	94,787,202



e. Fair value measurement

in ₹

As at March 31, 2023	Amortised cost	FVTPL	Total carrying value
Financial Assets:			
Other non-current financial assets	-	-	-
Trade receivables	7,967,945	-	7,967,945
Cash and cash equivalents	2,372,226	-	2,372,226
Other financial assets - current	16,076,623	-	16,076,623
Total financial assets	26,416,794	-	26,416,794
Financial Liabilities:			
Borrowings	68,038,618	-	68,038,618
Trade payables	5,408,847	-	5,408,847
Other financial liabilities - current	13,343,863	-	13,343,863
Total financial liabilities	86,791,327	-	86,791,327

in ₹

As at March 31, 2022	Amortised cost	FVTPL	Total carrying value
Financial Assets:			
Other non-current financial assets	-	-	-
Trade receivables	9,707,191	-	9,707,191
Cash and cash equivalents	1,805,181	-	1,805,181
Other financial assets - current	17,478,986	-	17,478,986
Total financial assets	28,991,358	-	28,991,358
Financial Liabilities:			
Borrowings	73,138,618	-	73,138,618
Trade payables	6,384,342	-	6,384,342
Other financial liabilities - current	15,264,242	-	15,264,242
Total financial liabilities	94,787,202	-	94,787,202

23. Capital and other commitments

in ₹

	As at March 31, 2023	As at March 31, 2022
Estimated amount of contracts remaining to be executed on capital account (net of advances), and not provided for:	-	-



24. Additional regulatory informations:

i. Ratios

Ratios	Numerator	Denominator	As at March 31, 2023	As at March 31, 2022
Current ratio	Current assets	Current liabilities	0.35	0.36
Debt-Equity ratio	Total debt (Borrowings)	Total equity	(1.36)	(1.26)
Debt service coverage ratio	Earning before interest, depreciation and tax	Principal repayment of long term borrowings and leases	2.35	0.02
Return on equity ratio	Profits after tax	Average equity	0.15	(0.14)
Inventory turnover	Revenue from operations	Inventory	-	-
Trade receivables turnover ratio	Revenue from operations	Average trade receivables	7.94	5.03
Trade payables turnover ratio	Total expenses excluding employee cost, interest and depreciation	Average trade payable	3.86	5.44
Net capital turnover ratio	Revenue from operations	Average working capital	(1.17)	(1.03)
Net profit ratio	Profits after tax	Revenue from operations	0.11	(0.13)
Return on capital employed	Net profit before interest and tax	Capital Employed (Shareholders Fund + long term borrowings)	(0.30)	0.00
Return on investment	Profit after tax	Total equity	0.16	(0.13)

ii. Other informations:-

- a. The LLP does not have any benami property held in its name. No proceedings have been initiated on or are pending against the LLP for holding benami property under the Benami Transactions (Prohibition) Act, 1988 (45 of 1988) and Rules made thereunder.
- b. The LLP has not been declared wilful defaulter by any bank or financial institution or other lender or government or any government authority.
- c. The LLP have no transactions with other companies that are struck off under Section 248 of the Company's Act, 2013 or Section 560 of the Company's Act, 1956.
- d. The LLP has complied with the requirement with respect to number of layers as prescribed under section 2(87) of the Companies Act, 2013 read with the Companies (Restriction on number of layers) Rules, 2017.
- e. The LLP has not been declared wilful defaulter by any bank or financial institution or other lender or government or any government authority.



JAM8 PRIME FOCUS LLP.

f. There is no income surrendered or disclosed as income during the year in tax assessments under the Income Tax Act, 1961 (such as search or survey), that has not been recorded in the books of account.

g. The LLP has not traded or invested in crypto currency or virtual currency during the year.

h. Utilisation of borrowed funds and share premium

(i). The LLP has not advanced or loaned or invested funds to any other person(s) or entity(ies), including foreign entities (Intermediaries) with the understanding that the Intermediary shall:

- Directly or indirectly lend or invest in other persons or entities identified in any manner whatsoever by or on behalf of the LLP (Ultimate Beneficiaries) or

- Provide any guarantee, security or the like to or on behalf of the ultimate beneficiaries.

(ii). The LLP has not received any fund from any person(s) or entity(ies), including foreign entities (Funding Party) with the understanding (whether recorded in writing or otherwise) that the LLP shall:

- directly or indirectly lend or invest in other persons or entities identified in any manner whatsoever by or on behalf of the Funding Party (Ultimate Beneficiaries) or

- provide any guarantee, security or the like on behalf of the ultimate beneficiaries.

i. The LLP does not have any charges or satisfaction of charges which is yet to be registered with Registrar of Companies beyond the statutory period.

25. Related Party Disclosure

List of related Parties where control exists and related parties with whom transactions have taken place and relationships:

Name of the related party	Relationship
Prime Focus Limited	Holding company
Prime Focus Technologies Limited	Fellow subsidiary company
Dneg India Media Services Limited	Fellow subsidiary company

Related party transactions during the year

in ₹

	March 31,	
	2023	2022
Revenue from operations		
Prime Focus Limited	1,456,311	400,000
Dneg India Media Services Limited	650,000	-
Interest expenses		
Prime Focus Limited	6,844,492	7,133,066
Expense recharge received from		
Prime Focus Limited	27,207	39,906
Rent expenses		
Prime Focus Limited	8,618,211	16,292,013



JAM8 PRIME FOCUS LLP.

in ₹

Related party trasactions during the year	March 31,	
	2023	2022
Expense recharge given to Prime Focus Limited	-	445,799
Loan received from Prime Focus Limited	15,900,000	17,206,000
Loan repaid to (including interest) Prime Focus Limited	28,555,296	900,000

in ₹

Balance at end of the year	March 31,	
	2023	2022
Loan from parent company Prime Focus Limited	68,038,618	73,138,618
Interest payable on loan received Prime Focus Limited	11,947,455	12,658,259
Owed to group company Dneg India Media Services Limited	3,085	20,979
Trade receivable Prime Focus Technologies Limited	35,000	35,000

As per our report of even date
For V. Shivkumar & Associates
Chartered Accountants
Firm Registration No.: 112781W



V. Shivkumar
(Proprietor)
Membership No. 042673
Mumbai
May 22, 2023

UDIN: 23042673BGPWYB9634

For Prime Focus Limited


Niraj Sanghai

Partner


Pritam Chakraborty

For Kwan Talent Management Agency Pvt Ltd


Dhruv Chitgopekar

